FLAT 50

Technische Fiche

DU PONT
HANDEL EN MAATWERK

MEAN WELL

50W linear LED Driver

SLD-50 series

Features

- Constant Voltage + Constant Current mode output
- Wide input range 110-305VAC with PFC function
- Compliance with EN61347 regulation
- Class 2/Ⅱ power unit
- Slim and Linear housing Design
- No load power consumption <0.5W
- 3 years warranty

Applications

- Panel lighting
- Strip lighting
- Decoration lighting
- Troffer lighting
- Signage and display
- Cove lighting

Description

SLD-50 series is a 50W AC/DC LED driver featuring the dual modes constant voltage and constant current output. SLD-50 operates from 110～305VAC and offers models with different rated voltage ranging between 12V and 56V. Thanks to the high efficiency up to 90%, with the fanless design, the entire series is able to operate for -20℃ ~ +90℃ case temperature under free air convection. SLD-50 design with low profile and linear housing which is good for signage and linear luminaire applications.

Model Encoding

SLD - 50 - 24

- 24 → Rated output voltage(12V/24V/56V)
- 50 → Rated wattage
- SLD → Series name

File Name:SLD-50-SPEC 2019-09-16

FLAT 50

Technische Fiche

DU PONT
HANDEL EN MAATWERK

MEAN WELL

50W Constant Voltage+Constant Current LED Driver **SLD-50 series**

SPECIFICATION

MODEL		SLD-50-12	SLD-50-24
OUTPUT	DC VOLTAGE	12V	24V
	CONSTANT CURRENT REGION Note.2	8.4 ~12V	16.8 ~24V
	RATED CURRENT	4.2A	2.1A
	RATED POWER Note.5	50.4W	50.4W
	RIPPLE & NOISE (max.) Note.3	150mVp-p	240mVp-p
	VOLTAGE TOLERANCE Note.4	±4.0%	±3.0%
	LINE REGULATION	±0.5%	±0.5%
	LOAD REGULATION	±1.5%	±0.5%
	SETUP, RISE TIME Note.6	500ms, 80ms 115VAC / 230VAC	
	HOLD UP TIME (Typ.)	10ms/230VAC 10ms/115VAC	
INPUT	VOLTAGE RANGE Note.5	110 ~ 305VAC 155 ~ 431VDC (Please refer to "STATIC CHARACTERISTIC" section)	
	FREQUENCY RANGE	47 ~ 63Hz	
	POWER FACTOR	PF≧0.97/115VAC, PF≧0.95/230VAC, PF≧0.92/277VAC@full load (Please refer to "POWER FACTOR (PF) CHARACTERISTIC" section)	
	TOTAL HARMONIC DISTORTION	THD< 10%(@load≧60%/115VC,230VAC; @load≧75%/277VAC) (Please refer to "TOTAL HARMONIC DISTORTION(THD)" section)	
	EFFICIENCY (Typ.)	88%	90%
	AC CURRENT	0.6A / 115VAC 0.3A / 230VAC 0.25A/277VAC	
	INRUSH CURRENT(Typ.)	COLD START 50A(twidth=270μs measured at 50% Ipeak) at 230VAC; Per NEMA 410	
	MAX. No. of PSUs on 16A CIRCUIT BREAKER	8 units (circuit breaker of type B) / 16 units (circuit breaker of type C) at 230VAC	
	LEAKAGE CURRENT	<0.25mA / 277VAC	
	NO LOAD POWER CONSUMPTION	<0.5W	
PROTECTION	OVER CURRENT	95 ~ 108%	
		Constant current limiting or Hiccup mode, recovers automatically after fault condition is removed	
	SHORT CIRCUIT	Hiccup mode, recovers automatically after fault condition is removed	
	OVER VOLTAGE	14 ~ 17V	28 ~ 34V
		Shut down and latch off o/p voltage, re-power on to recover	
	OVER TEMPERATURE	Shut down output voltage, re-power on to recover	
ENVIRONMENT	WORKING TEMP.	Tcase=-20 ~ +90℃ (Please refer to " OUTPUT LOAD vs TEMPERATURE" section)	
	MAX. CASE TEMP.	Tcase=+90℃	
	WORKING HUMIDITY	20 ~ 95% RH non-condensing	
	STORAGE TEMP., HUMIDITY	-40 ~ +80℃, 10 ~ 95% RH	
	TEMP. COEFFICIENT	±0.03%/℃ (0 ~ 50℃)	
	VIBRATION	10 ~ 500Hz, 2G 12min./1cycle, period for 72min. each along X, Y, Z axes	
SAFETY & EMC	SAFETY STANDARDS	UL8750(type"HL"),CSA C22.2 No. 250.13-12, ENEC EN61347-1, EN61347-2-13 independent, EN62384, EAC TP TC 004, GB19510.1,GB19510.14	
	WITHSTAND VOLTAGE	I/P-O/P:3.75KVAC	
	ISOLATION RESISTANCE	I/P-O/P:100M Ohms / 500VDC / 25℃/ 70% RH	
	EMC EMISSION	**Parameter**	**Standard** / **Test Level / Note**
		Conducted	EN55015(CISPR15) ,GB/T17743 / -----
		Radiated	EN55015(CISPR15) ,GB/T17743 / -----
		Harmonic Current	EN61000-3-2,GB/T17625.1 / Class C @load≥60%
		Voltage Flicker	EN61000-3-3 / -----
	EMC IMMUNITY	EN61547	
		Parameter	**Standard** / **Test Level / Note**
		ESD	EN61000-4-2 / Level 3, 8KV air ; Level 2, 4KV contact
		Radiated	EN61000-4-3 / Level 2
		EFT / Burst	EN61000-4-4 / Level 2
		Surge	EN61000-4-5 / 1KV/Line-Line
		Conducted	EN61000-4-6 / Level 2
		Magnetic Field	EN61000-4-8 / Level 2
		Voltage Dips and Interruptions	EN61000-4-11 / >95% dip 0.5 periods, 30% dip 25 periods, >95% interruptions 250 periods
OTHERS	MTBF	1304.51K hrs min. Telcordia SR-332 (Bellcore) ; 362.82K hrs min. MIL-HDBK-217F (25℃)	
	DIMENSION	280*30*16.8mm (L*W*H)	
	PACKING	0.175Kg;64pcs/12.4Kg/ 0.67CUFT	

NOTE

1. All parameters NOT specially mentioned are measured at 230VAC input, rated current and 25℃ of ambient temperature.
2. Please refer to "DRIVING METHODS OF LED MODULE".
3. Ripple & noise are measured at 20MHz of bandwidth by using a 12" twisted pair-wire terminated with a 0.1uf & 47uf parallel capacitor.
4. Tolerance : includes set up tolerance, line regulation and load regulation.
5. De-rating may be needed under low input voltages. Please refer to "STATIC CHARACTERISTIC" sections for details.
6. Length of set up time is measured at first cold start. Turning ON/OFF the driver may lead to increase of the set up time.
7. The driver is considered as a component that will be operated in combination with final equipment. Since EMC performance will be affected by the complete installation, the final equipment manufacturers must re-qualify EMC Directive on the complete installation again.
8. This series meets the typical life expectancy of >30,000 hours of operation when Tcase, particularly (tc) point (or TMP, per DLC), is about 75℃ or less.
9. Please refer to the warranty statement on MEAN WELL's website at http://www.meanwell.com
10. The ambient temperature derating of 3.5℃/1000m with fanless models and of 5℃/1000m with fan models for operating altitude higher than 2000m(6500ft).

File Name:SLD-50-SPEC 2019-09-16

FLAT 50

Technische Fiche

DU PONT
HANDEL EN MAATWERK

MEAN WELL

50W Constant Power Mode LED Driver

SLD-50 series

SPECIFICATION

MODEL		SLD-50-56		
OUTPUT	RATED CURRENT	1050mA		
	RATED POWER Note.2	50.4W		
	CONSTANT CURRENT REGION Note.3	30 ~56V		
	FULL POWER CURRENT RANGE	900~1400mA		
	OPEN CIRCUIT VOLTAGE (max.)	60V		
	CURRENT ADJ. RANGE	450-1400mA		
	CURRENT RIPPLE	5.0%(@rated current)		
	CURRENT TOLERANCE	±5%		
	SET UP TIME Note.5	500ms/230VAC, 1200ms/115VAC		
INPUT	VOLTAGE RANGE Note.2	110 ~ 305VAC 155VDC ~ 431VDC (Please refer to "STATIC CHARACTERISTIC" ang " DRIVING METHODS OF LED MODULE"section)		
	FREQUENCY RANGE	47 ~ 63Hz		
	POWER FACTOR (Typ.)	PF≧0.97 / 115VAC, PF≧0.95 / 230VAC, PF≧0.92 / 277VAC at full load (Please refer to "Power Factor Characteristic" section)		
	TOTAL HARMONIC DISTORTION	THD< 10% (@ load≧60% at 115VAC/230VAC ,@load≧75% at 277VAC) Please refer to "TOTAL HARMONIC DISTORTION (THD)" section		
	EFFICIENCY (Typ.)	90%		
	AC CURRENT (Typ.)	0.9A / 115VAC 0.45A / 230VAC 0.38A / 277VAC		
	INRUSH CURRENT(Typ.)	COLD START 50A(t_{width}=270μs measured at 50% I_{peak}) at 230VAC; Per NEMA 410		
	MAX. NO. of PSUs on 16A CIRCUIT BREAKER	8 unit(circuit breaker of type B) / 16 units(circuit breaker of type C) at 230VAC		
	LEAKAGE CURRENT	<0.25mA / 277VAC		
	NO LOAD POWER CONSUMPTION	<0.5W		
PROTECTION	OVER POWER	110 ~ 150% Hiccup mode, recovers automatically after fault condition is removed		
	SHORT CIRCUIT	Hiccup mode, recovers automatically after fault condition is removed		
	OVER VOLTAGE	61 ~ 80V Shut down output voltage, re-power on to recovery		
	OVER TEMPERATURE	Shut down output voltage, re-power on to recovery		
ENVIRONMENT	WORKING TEMP.	Tcase=-20 ~ +90℃ (Please refer to "OUTPUT LOAD vs TEMPERATURE" section)		
	MAX. CASE TEMP.	Tcase=+90℃		
	WORKING HUMIDITY	20 ~ 95% RH non-condensing		
	STORAGE TEMP.	-40 ~ +80℃		
	TEMP. COEFFICIENT	±0.03%/℃ (0 ~ 60℃)		
	VIBRATION	10 ~ 500Hz, 2G 12min./1cycle, period for 72min. each along X, Y, Z axes		
SAFETY & EMC	SAFETY STANDARDS	UL8750(type"HL"),CSA C22.2 No. 250.13-12, ENEC EN61347-1, EN61347-2-13 independent, EN62384, EAC TP TC 004, GB19510.1,GB19510.14		
	WITHSTAND VOLTAGE	I/P-O/P:3.75KVAC		
	ISOLATION RESISTANCE	I/P-O/P:100M Ohms / 500VDC / 25℃/ 70% RH		
	EMC EMISSION	**Parameter**	**Standard**	**Test Level / Note**
		Conducted	EN55015(CISPR15) ,GB/T17743	-----
		Radiated	EN55015(CISPR15) ,GB/T17743	-----
		Harmonic Current	EN61000-3-2,GB/T17625.1	Class C @load≥60%
		Voltage Flicker	EN61000-3-3	-----
	EMC IMMUNITY	EN61547		
		Parameter	**Standard**	**Test Level / Note**
		ESD	EN61000-4-2	Level 3, 8KV air ; Level 2, 4KV contact
		Radiated	EN61000-4-3	Level 2
		EFT / Burst	EN61000-4-4	Level 2
		Surge	EN61000-4-5	1KV/Line-Line
		Conducted	EN61000-4-6	Level 2
		Magnetic Field	EN61000-4-8	Level 2
		Voltage Dips and Interruptions	EN61000-4-11	>95% dip 0.5 periods, 30% dip 25 periods, >95% interruptions 250 periods
OTHERS	MTBF	1304.51K hrs min. Telcordia SR-332 (Bellcore) ; 362.82K hrs min. MIL-HDBK-217F (25℃)		
	DIMENSION	280*30*16.8mm (L*W*H)		
	PACKING	0.175Kg;64pcs/12.4Kg/ 0.67CUFT		
NOTE	1. All parameters NOT specially mentioned are measured at 230VAC input, rated current and 25℃ of ambient temperature. 2. De-rating may be needed under low input voltages. Please refer to "STATIC CHARACTERISTIC" sections for details. 3. Please refer to "DRIVING METHODS OF LED MODULE". 4. This series meets the typical life expectancy of >30,000 hours of operation when Tcase, particularly (tc) point (or TMP, per DLC), is about 75℃ or less. 5. Length of set up time is measured at first cold start. Turning ON/OFF the driver may lead to increase of the set up time. 6. The driver is considered as a component that will be operated in combination with final equipment. Since EMC performance will be affected by the complete installation, the final equipment manufacturers must re-qualify EMC Directive on the complete installation again. 7. Please refer to the warranty statement on MEAN WELL's website at http://www.meanwell.com 8. The ambient temperature derating of 3.5℃/1000m with fanless models and of 5℃/1000m with fan models for operating altitude higher than 2000m(6500ft).			

File Name:SLD-50-SPEC 2019-09-16

FLAT 50

Technische Fiche

DU PONT
HANDEL EN MAATWERK

MEAN WELL

50W linear LED Driver

SLD-50 series

■ BLOCK DIAGRAM

PFC fosc : 50~120KHz
PWM fosc : 60~130KHz

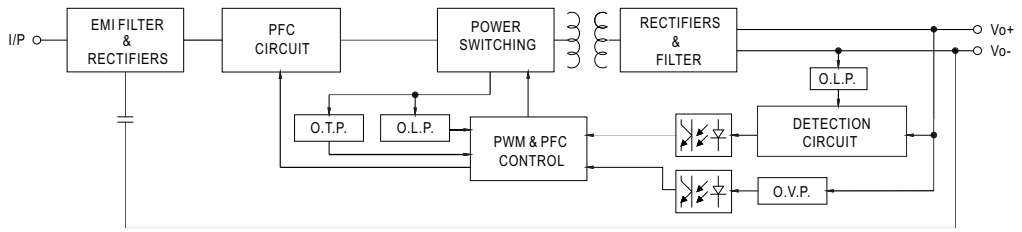

■ DRIVING METHODS OF LED MODULE

◎ **SLD-50-12,24**

※ This series is able to work in either Constant Current mode (a direct drive way) or Constant Voltage mode (usually through additional DC/DC driver) to drive the LEDs.

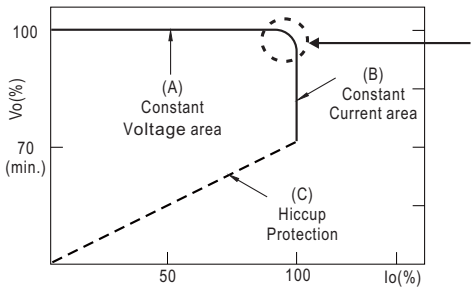

In the constant current region, the highest voltage at the output of the driver depends on the configuration of the end systems.

Should there be any compatibility issues, please contact MEAN WELL.

Typical output current normalized by rated current (%)

◎ **SLD-50-56**

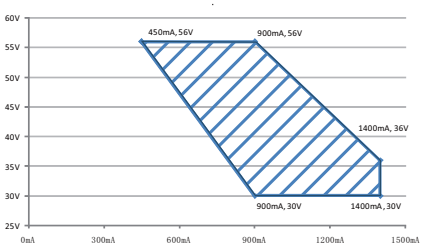

Recommend Performance Region

File Name:SLD-50-SPEC 2019-09-16

FLAT 50

Technische Fiche

DU PONT
HANDEL EN MAATWERK

MEAN WELL

50W linear LED Driver

SLD-50 series

■ OUTPUT LOAD vs TEMPERATURE

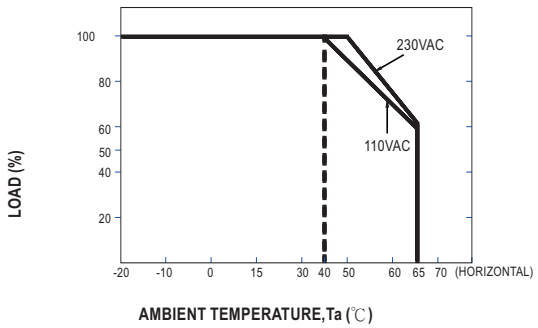

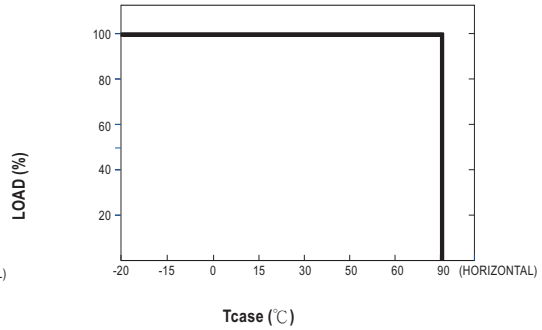

■ STATIC CHARACTERISTIC

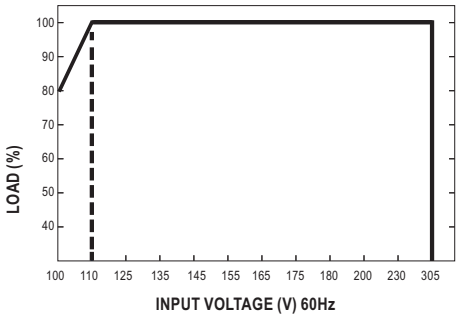

※De-rating is needed under low input voltage.

■ POWER FACTOR (PF) CHARACTERISTIC

※Tcase at 75℃

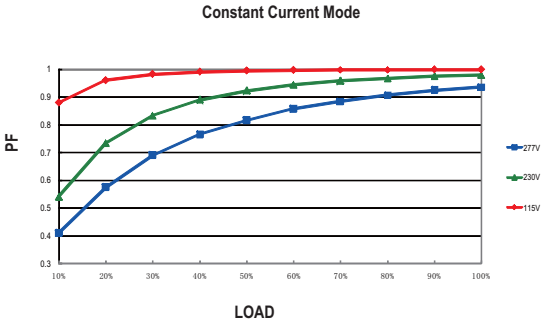

■ TOTAL HARMONIC DISTORTION (THD)

※24V Model, Tcase at 75℃

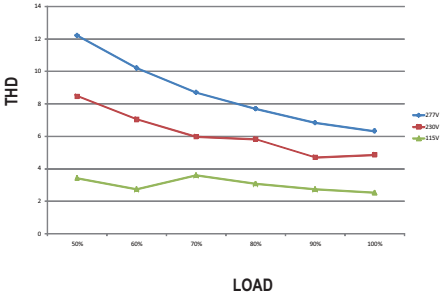

■ EFFICIENCY vs LOAD

SLD-50 series possess superior working efficiency that up to 90% can be reached in field applications.

※24V Model, Tcase at 75℃

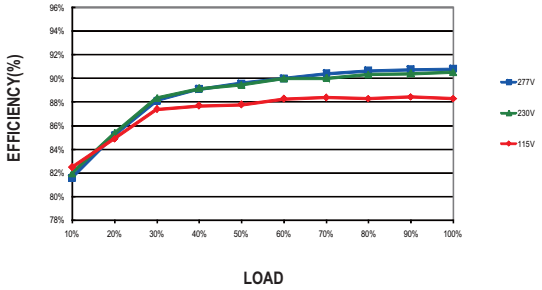

File Name:SLD-50-SPEC 2019-09-16

FLAT 50

Technische Fiche

DU PONT
HANDEL EN MAATWERK

MEAN WELL

50W linear LED Driver

SLD-50 series

■ LIFE TIME

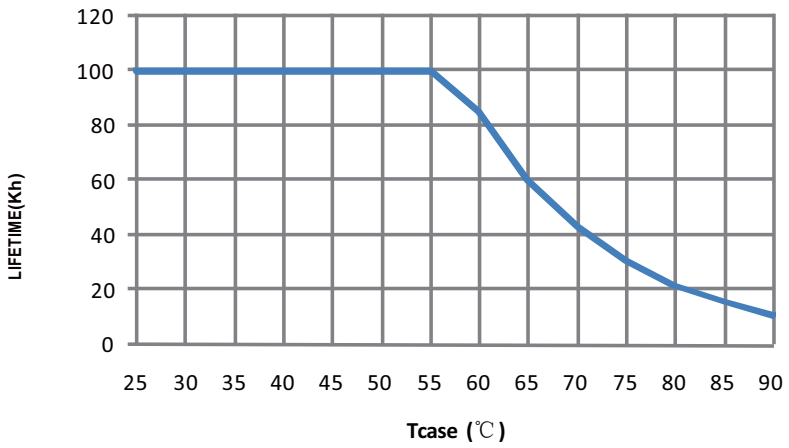

■ Mechanical Specification

Unit:mm

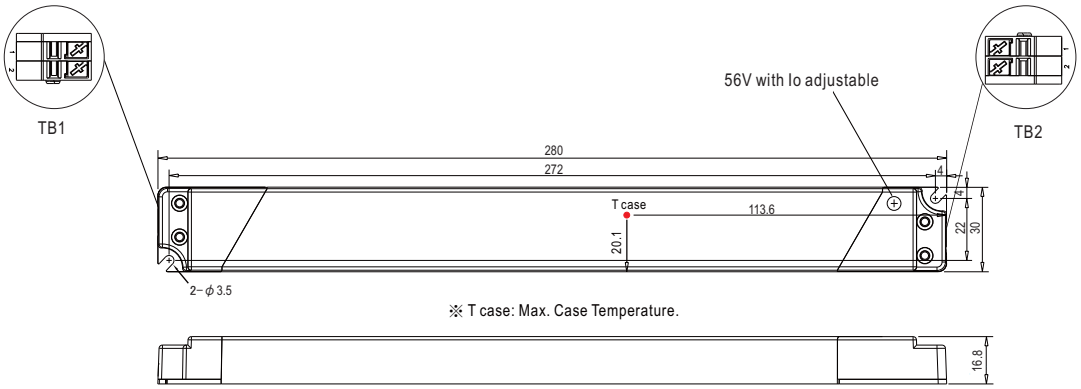

※ T case: Max. Case Temperature.

TB1 wiring:

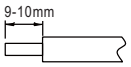

☐ 0.75-1.50mm²

TB2 wiring:

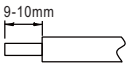

☐ 0.75-1.50mm²

Terminal Pin No. Assignment (TB1) :
DEGSON DG219-3.5(GRAY)

Pin No.	Assignment
1	AC/L
2	AC/N

Terminal Pin No. Assignment (TB2) :
DEGSON DG219-3.5(RED/BLACK)

Pin No.	Assignment
1	+V
2	-V

■ INSTALLATION MANUAL

Please refer to : http://www.meanwell.com/manual.html

File Name:SLD-50-SPEC 2019-09-16